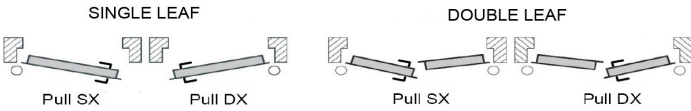
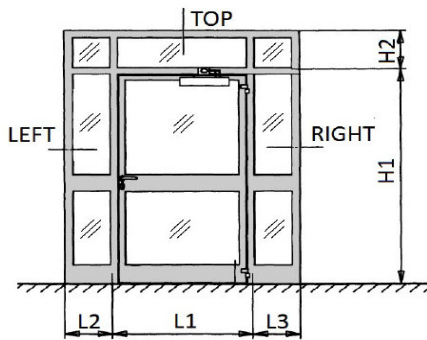


**INSTRUCTIONS FOR FILLING:** Use 1 form per type of door. Insert requested information and send us the form/s together with a summary of desired doors and your contacts, you will receive our offer or order confirmation. Fill "type single leaf" for any single leaf door, if the door is without side panels or fanlight insert dimension "0" for them. Same for double leaf doors. Chose RE or REI type: RE = tested to integrity only (lower price), REI = tested to integrity and insulation. Certificates according to European EN 1634 or Italian UNI 9723 depending on type.

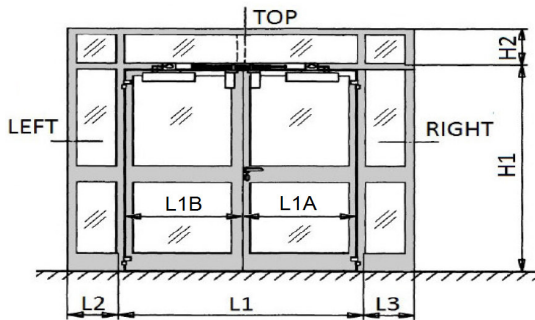
REQUESTING COMPANY: \_\_\_\_\_  
ADDRESS, COUNTRY: \_\_\_\_\_  
PHONE + EMAIL: \_\_\_\_\_  
DATE: \_\_\_\_\_ PERSON: \_\_\_\_\_



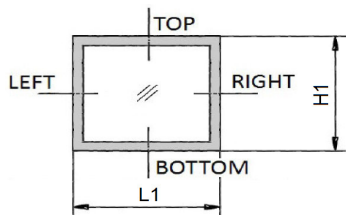
**SINGLE LEAF DOOR: VIEW FROM PULL SIDE**



**DOUBLE LEAF DOOR: VIEW FROM PULL SIDE**

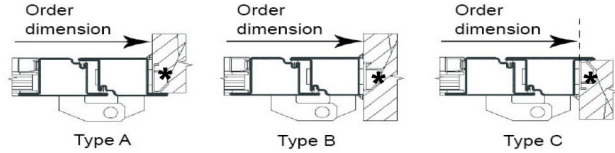


**FIXED GLAZING:**



**FIXING TYPES**

\* = Sub frame



**INFORMATION NEEDED FOR OFFER**

◇ RE 60 ◇ RE 120 ◇ REI 60 ◇ REI 120 ◇ Other, specify \_\_\_\_\_

Pieces: \_\_\_\_\_ of following dimensions wall opening mm:

L1 = \_\_\_\_\_ L2 = \_\_\_\_\_ L3 = \_\_\_\_\_

H1 = \_\_\_\_\_ H2 = \_\_\_\_\_

Color: ◇ Standard RAL 7035 ◇ Special RAL \_\_\_\_\_

Panic crossbar: ◇ Yes ◇ No Type preference \_\_\_\_\_

Electromagnets: ◇ Yes ◇ No

**ADDITIONAL INFORMATION NEEDED IN CASE OF ORDER**

Opening hand of door: ◇ Pull left ◇ Pull right

Fixing type: Top \_\_\_\_\_ Left side \_\_\_\_\_ Right side \_\_\_\_\_

**INFORMATION NEEDED FOR OFFER**

◇ RE 60 ◇ RE 120 ◇ REI 60 ◇ REI 120 ◇ Other, specify \_\_\_\_\_

Pieces: \_\_\_\_\_ of following dimensions wall opening mm:

L1 = \_\_\_\_\_ L1A = \_\_\_\_\_ L1B = \_\_\_\_\_ L2 = \_\_\_\_\_ L3 = \_\_\_\_\_

H1 = \_\_\_\_\_ H2 = \_\_\_\_\_

Color: ◇ Standard RAL 7035 ◇ Special RAL \_\_\_\_\_

Panic crossbar: ◇ Yes ◇ No Type preference \_\_\_\_\_

Electromagnets: ◇ Yes ◇ No

**ADDITIONAL INFORMATION NEEDED IN CASE OF ORDER**

Opening hand of door: ◇ Pull left ◇ Pull right

Fixing type: Top \_\_\_\_\_ Left side \_\_\_\_\_ Right side \_\_\_\_\_

**INFORMATION NEEDED FOR OFFER**

◇ RE 60 ◇ RE 120 ◇ REI 60 ◇ REI 120 ◇ Other, specify \_\_\_\_\_

Pieces: \_\_\_\_\_ of following dimensions wall opening mm:

L1 = \_\_\_\_\_ H1 = \_\_\_\_\_

Color: ◇ Standard RAL 7035 ◇ Special RAL \_\_\_\_\_

**ADDITIONAL INFORMATION NEEDED IN CASE OF ORDER**

Fixing type: Top \_\_\_\_\_ Bottom \_\_\_\_\_ Left side \_\_\_\_\_ Right side \_\_\_\_\_

Products mind sun and water, for interior use only ! Always included in prices: 1 overhead doorcloser per leaf and closing regulator (sequencer) for double leaf doors. Because of conformity to tested prototypes all doors must have the transom at handle height, one single glass per leaf is not possible. Submit your own list with drawings if the present form is not suitable.

SPACE FOR ADDITIONAL NOTES:	SPACE FOR PRICING (DO NOT FILL):	NET EURO	PIECES	TOTAL EURO
	Sub frame (usually prepared by client)			
	Single or double leaf door			
	Side panel L 2			
	Side panel L 3			
	Fanlight H 2			
	Panic crossbar for single or main leaf			
	Panic crossbar for secondary leaf			
	Doorclosers + sequencer for double leaf	INCLUDED		
	Electromagnets			
	Fixed glazing			
	Special RAL.....			
	Other (describe).....			
<b>SALES CONDITIONS:</b>				
Delivery term: _____				
Payment: _____				
Packing: included. Wooden crates + pluriball nylon				
Transportation: ex works 43010 Polesine / Italy				
<b>TOTAL AMOUNT OF OFFER / ORDER EURO</b>				